

A complete Range Tailored to Your

Key Advantages

anvis France Decize-designed expansion joints are flexible reinforced elastomer components used in piping systems to meet the following major needs:

- protect piping from dimensional variations
- protect equipment from vibration
- protect equipment from water hammer
- facilitate installation and removal
- facilitate connections between pipes
- improve man's comfort by reducing sound transmission

DATA FOR EXPANSION JOINT SELECTION

1) Diameter :
Length :

2) Drilling standard :

3) Maximum working pressure :
Maximum vacuum :

4) Fluid type :

5) Temperature :

6) Axial movement :
Lateral movement :
yes no

7) Anchors Number :
Location :

EXPANSION JOINT RANGE AND STYLES

KLEDIL®



K

DILATOFLEX®

KP

KT



NT

DILATOFLEX®

NT1

NT2



DILATOFLEX®

N



DILATOFLEX®

M



Expansion joints have one or more arches to provide compensating functions and anti-vibration and sound insulation. Their ends are threaded, flanged or beaded to form a tight seal against the matching pipe flanges.

Expansion joints consist of :
 - a rubber lining compounded to resist the fluid being conveyed
 - a carcass of highly resistant textile or steel cord layers
 - an outer rubber cover with excellent resistance to ageing.



	Nominal Diameter ND (in mm)	Max. W.P. (in bar)		
KLEDIL®	20 to 50	12 to 7		
	K	32 to 300	16, 12, 6	
		KP	32 to 300	25
KT	32 to 300		16, 12, 6	
		NT	20 to 32	12
			NT 1	40 to 450
NT 2	250 to 450	16		
	N	500 to 3000	≥ 10	
DILATOFLEX®		M	MD 500 to 2600	8 to 4
	MS			
	MA			
	MB			

DILATOFLEX®

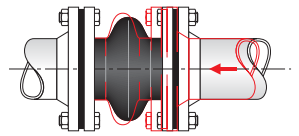
Expansion Joints Requirements



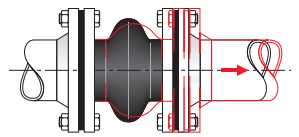
Standard Ends	Range of grades										
	CC	DW	EPC	ES	AR/CN	GZ	HH	YP	AB	TE	F1
Threaded (BSP)	■	■	■			■					
Floating flanges	■	■	■	■	■	■	■	■	■	■	■
Floating flanges		■				■				■	■
Flanges with integrated tie bars	■	■	■	■	■	■	■	■	■	■	■
Flanges	■	■	■	■	■	■	■	■	■	■	■
Flanges	■	■	■	■	■	■	■	■	■	■	■
Flanges	■	■	■	■	■	■	■	■	■	■	■
Flanges		■	■	■	■	■	■	■	■	■	■
Flanges		■	■	■	■	■	■	■	■	■	■

LINING GRADE IDENTIFICATION COLOUR AND DESIGNATION	TYPICAL APPLICATIONS	W.T. WORKING TEMPERATURES	
		MIN.	MAX.
CC Green label	Central heating and air-conditioning water	-35 °C	+90 / 110 °C
DW Blue label	Drinking water Hot water, cold water, domestic water	-25 °C	+105 °C
EPC Cream label	Domestic hot and cold water Food products	-25 °C	+95 °C
ES steel carcass	Superheated water Water vapour	-35 °C	+140 °C
AR/CN Red label	Abrasive or corrosive products (Weak acids and bases) Industrial water – Sea water Low temperature water vapour	-35 °C	+90 °C
GZ Orange label	Gas – Compressed air – Oil – Fuel Petroleum products with aromatic content < 40% Sanitation Water	-20 °C	+90 °C
HH Blue label	Industrial and waste water Compressed air Hydrogen gas, nitrogen	-20 °C	+90 °C
YP Yellow label	Strong acids and bases Aggressive chemicals	-25 °C	+100 °C
AB Gey label	Acids and bases Weak chlorinated products	-35 °C	+100 °C
TE Mauve label	Industrial water Acidulated water Diluted acids and bases	-25 °C	+100 °C
F1 White label	Special highly aggressive products (Working Pressure limited to 6 bar max.)	-35 °C	+110 °C
The inner lining to be used for a specific fluid (composition, concentration, temperature, etc.) should be selected according to our Chemical Resistance Chart. For special working conditions, please consult us.			

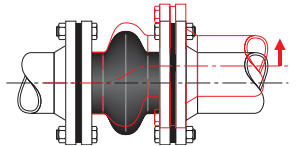
Operating Principles



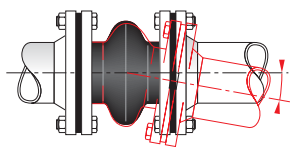
Axial compression



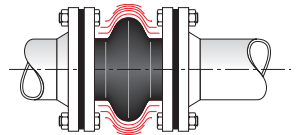
Axial elongation



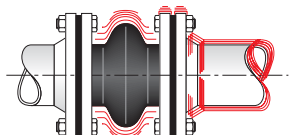
Lateral deflection



Angular deflection



Water hammer reduction



Elimination of vibration